

The oven must be installed outdoor only



Clearances

The oven shall be installed a minimum of 1" away from combustible material from back wall to oven and sidewall to oven. You may bridge the gap between any wood framing and the oven by using metal framing with concrete board or masonry

Venting

The oven is direct vented with an 8" chimney pipe listed to the UL 103 HT standard. The chimney starts with an anchor plate and requires a minimum rise of 36" for the oven to properly draft. The Chimney must terminate to a UL listed spark arrestor installed 2' taller than any structure within a 10' radius. Venting is not included as it varies depending on installation requirements.

Note

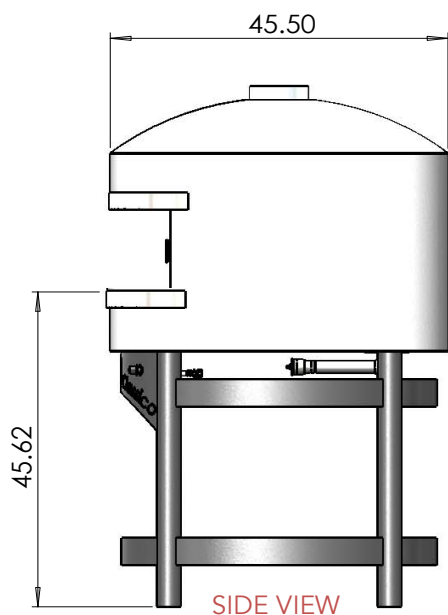
The oven should be installed in accordance with all relevant local and national codes and in a manner acceptable to the authority having jurisdiction.

Progressive changes in technology and product development may necessitate changes to specifications without notice.

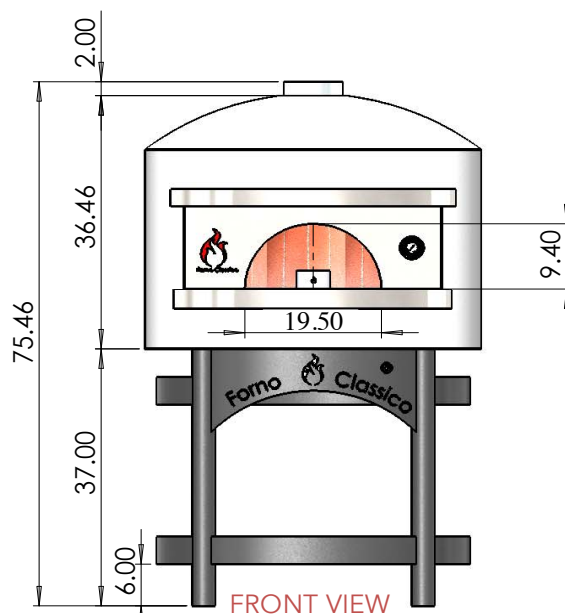
Gas Features

Gas connections ½ " NPT per burner, quick disconnect flex gas hose must be used. Pressure required 10" - 14" W.C. (Water Column) at the gas valve. 55,000 BTU's
No electricity required

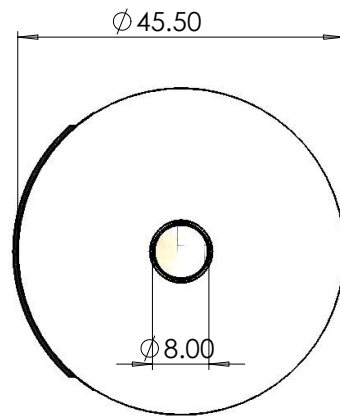
Oven Weight: 1,500 lbs.+ Stand Weight: 200lbs.



SIDE VIEW



FRONT VIEW



TOP VIEW